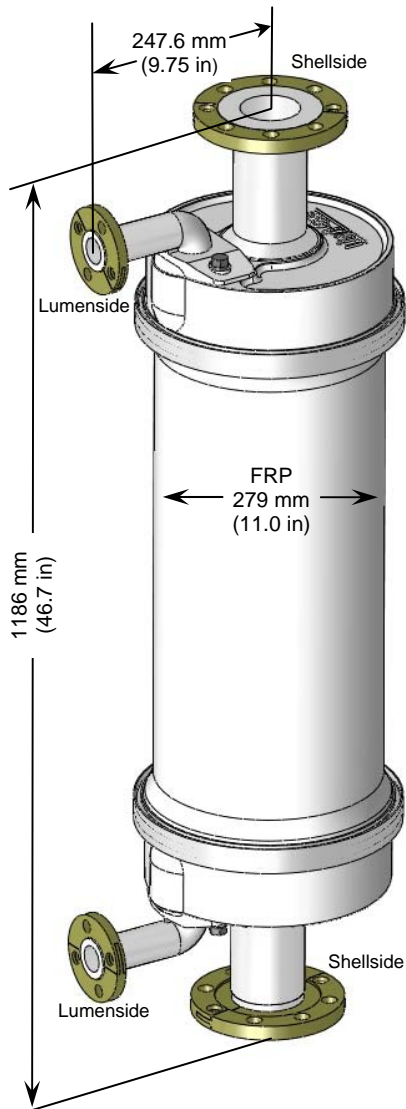


10 x 28 INDUSTRIAL PRODUCT DATA SHEET

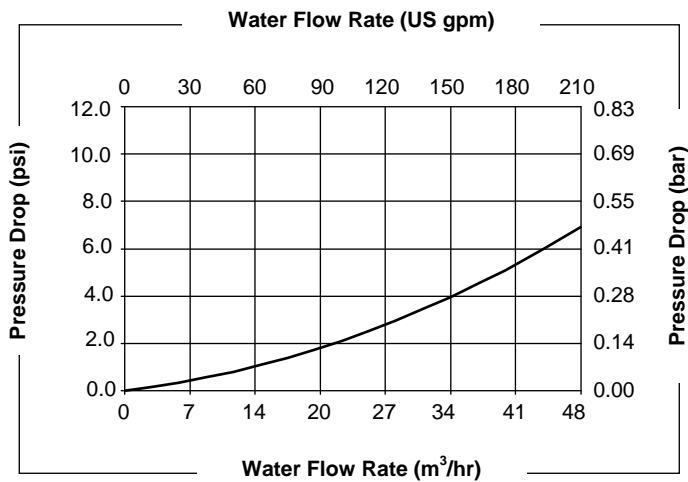
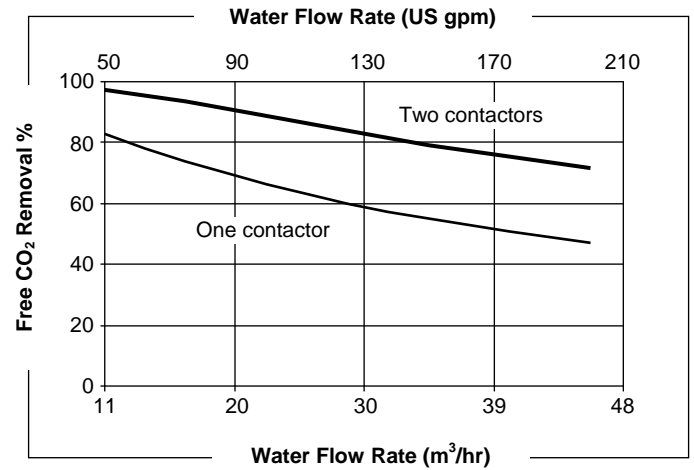
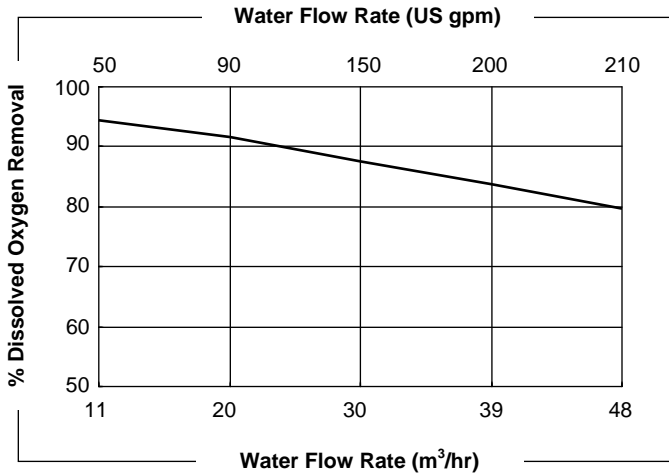
INDUSTRIAL



NOTE: All dimensions are nominal values

Membrane Characteristics	
Cartridge Configuration	Industrial Use Extra-Flow with Center Baffle
Liquid Flow Guidelines	10 – 48 m ³ /hr (44 – 210 gpm)
Membrane Type	X-IND Fiber
Membrane/Potting Material	Polypropylene / Epoxy
Priming Volume	
Shellside	26.1 L (6.9 gal)
Lumenside	10.6 L (2.8 gal)
Pressure Guidelines*	
Maximum Shellside LIQUID Working Temperature/Pressure	5-50° C, 4.1 bar (41-122° F, 60 psig)
If no vacuum is used, 1.05 bar (15 psig) can be added.	
Maximum Applied Gas Pressure	In European Union Countries 4.5 bar (65 psi) In Rest of World 5.2 bar (75 psi)
Max applied gas pressure is for integrity testing at ambient temperatures. Normal operating pressures are typically lower.	
*Pressures are based on non-dangerous liquids and gasses per the European Union Pressure Equipment Directive /97/23/EC. See Operating Guide for pressure limits in the European Union with dangerous liquids and gasses. Also, see Operating Guide for complete temp/pressure limits for housings and membrane. Note: Liquid pressure should always exceed gas pressure.	
Housing Options and Characteristics	
Material	Fiber Reinforced Plastic (FRP) for Industrial Use Exterior finish is gray
Flange Connections	
Shellside (Liquid Inlet/Outlet)	<ul style="list-style-type: none"> 3 inch class 150 raised face flange per ANSI B16.5 80A at 10K flat face flange per JIS B2238
Lumenside	<ul style="list-style-type: none"> 1 inch class 150 raised face flange per ANSI B16.5 50A at 10K flat face flange per JIS B2238
Mounting Kit	
A Mounting Kit with 2 cradles and 2 straps is available and sold separately. It will hold the contactor horizontally or vertically.	
Seal Options	
Material	Applications
EPDM (ANSI / NSF 61)	General Purpose
Weight	
Dry	33 kg. (73 lbs.)
Liquid full (shellside)	57 kg. (125 lbs.)
Cartridge only – dry	10 kg. (23 lbs.)
Shipping weight	44 kg. (98 lbs.)
Regulatory	
Meets RoHS threshold limits. Complies with the PED 97/23/EC and is manufactured with sound engineering practice. This contactor is NOT manufactured with FDA compliant materials.	

10 x 28 INDUSTRIAL PRODUCT DATA SHEET



Cartridge Specifications		
Characteristics	Test Conditions	Specifications
Performance O ₂ Removal	Shellside water flow: 160 gpm, 20°C (68°F) Lumenside N ₂ Flow: 6.5 ft ³ /min, 1.0 atm at 20°C	80.1% minimum
Pressure Drop	Shellside water flow: 160 gpm, 20°C (68°F)	6.9 psi maximum

Curves represent nominal values, generated using water at 20°C. Characteristics may change under different operating conditions.

Test condition O₂ Removal: N₂-vacuum combo mode, vacuum: 50 mm Hg
N₂ sweep: 0.25 scfm at 20°C.

Test condition CO₂ Removal: Air vacuum combo mode, vacuum: 75 mm Hg, air sweep, 1 scfm at 25°C.

This product is to be used only by persons familiar with its use. It must be maintained within the stated limitations. All sales are subject to Seller's terms and conditions. Purchaser assumes all responsibility for the suitability and fitness for use as well as for the protection of the environment and for health and safety involving this product. Seller reserves the right to modify this document without prior notice. Check with your representative to verify the latest update. To the best of our knowledge, the information contained herein is accurate. However, neither Seller nor any of its affiliates assumes any liability whatsoever for the accuracy or completeness of the information contained herein. Determination of the suitability of any material and infringement of any third party rights, including patent, trademark, or copyright rights, are the sole responsibility of the user. Users of any substance should satisfy themselves by independent investigation that the material can be used safely. We may have described certain hazards, but we cannot guarantee that these are the only hazards that exist. Nothing herein shall be construed as a recommendation or license to use any information that conflicts with any patent, trademark or copyright of Seller or others. Please read our Operating Manuals carefully before installing and using these modules.

THE INFORMATION CONTAINED HEREIN AND SELLER'S PRODUCTS ARE PROVIDED "AS IS" WITHOUT WARRANTY OF ANY KIND, EITHER EXPRESSED OR IMPLIED, INCLUDING, BUT NOT LIMITED TO, THE IMPLIED WARRANTIES OF MERCHANTABILITY, FITNESS FOR ANY PARTICULAR PURPOSE OR USE, OR NON-INFRINGEMENT OF INTELLECTUAL PROPERTY. IN NO EVENT SHALL SELLER BE LIABLE FOR ANY SPECIAL, INCIDENTAL, INDIRECT, OR CONSEQUENTIAL DAMAGES OF ANY KIND, OR ANY DAMAGES WHATSOEVER RESULTING FROM THE USE OF INFORMATION CONTAINED HEREIN AND SELLER'S PRODUCTS.

Liqui-Cel[®], SuperPhobic[®], MiniModule[®], and MicroModule[®] are registered trademarks of Membrana-Charlotte, A Division of Celgard, LLC.

Copyright © 2011 Membrana – Charlotte

All rights reserved.

(D81 rev 10)

Membrana - Charlotte
A Division of Celgard, LLC
13800 South Lakes Drive
Charlotte, North Carolina 28273
USA
Phone: (704) 587 8888
Fax: (704) 587 8610

Membrana GmbH
Oehder Strasse 28
42289 Wuppertal
Germany
Phone: +49 202 6099 - 658
Phone: +49 6126 2260 - 41
Fax: +49 202 6099 - 750

Japan Office
Shinjuku Mitsui Building, 27F
1-1, Nishishinjuku 2-chome
Shinjuku-ku, Tokyo 163-0427
Japan
Phone: 81 3 5324 3361
Fax: 81 3 5324 3369

MEMBRANA
A POLYPORE COMPANY

www.liqui-cel.com



ISO 9001
ISO 14001